

# No.1

EN Pattern List  
DE Musterliste  
FR Liste de motifs

NL Lijst patronen  
IT Elenco disegni  
ES Lista de patrones

RU Перечень рисунков  
JA 模様一覧

Designed by Suzuko Koseki.  
Entworfen von Suzuko Koseki.  
Cr e  par Suzuko Koseki.  
Ontwikkeld door Suzuko Koseki.

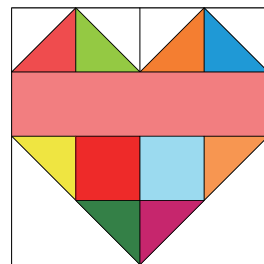
Realizzati da Suzuko Koseki.  
Dise ados por Suzuko Koseki.  
Автор: дизайнер Сузуро Косеки.  
デザイン: 小関鈴子

- EN To learn how to make individual designs, refer to the manual (PDF) in the accompanying USB.
- DE Weiterf hrende Informationen, mit denen Sie das Erstellen eigener Muster lernen k nnen, finden Sie im Handbuch (PDF) auf dem beigef gten USB-Stick.
- FR Pour savoir comment dessiner des motifs individuels, reportez-vous au manuel (PDF) se trouvant sur le p riph rique USB.
- NL Voor instructies over het maken van afzonderlijke ontwerpen, raadpleeg de handleiding (PDF) in de meegeleverde USB.

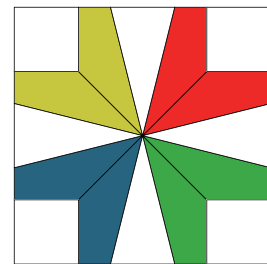
- IT Per imparare a creare disegni personalizzati, fare riferimento al manuale (PDF) contenuto nell' USB in dotazione.
- ES Para aprender a hacer dise os individuales, consulte el manual (PDF) en el USB adjunto.
- RU Чтoбы узнать o том, как создать индивидуальные дизайны см. руководство пользователя (PDF), находящееся на прилагаемом USB.
- JA 各模様の作り方は、付属の USB 内の説明書 (PDF) を参照してください。

Piecework  
Formen  
Travail   la pi ce  
Stukwerk  
Cucito  
Trabajo a destajo  
П чворк  
ピースワーク

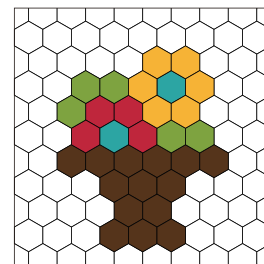
No.1




No.2



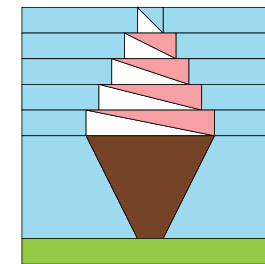
No.3




No.4



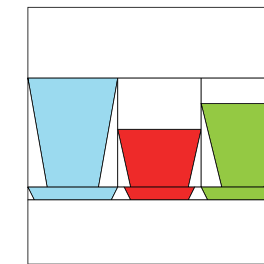
No.5



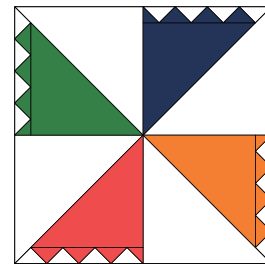
No.6



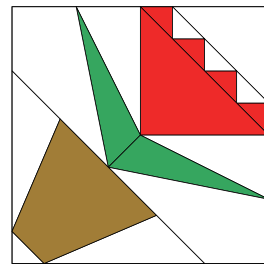
No.7



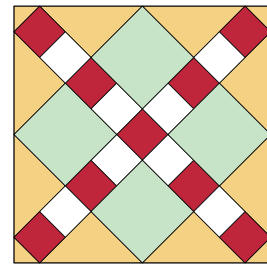
No.8



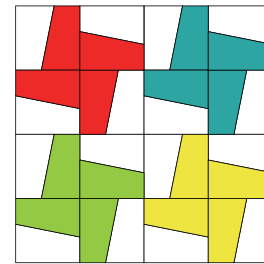
No.9



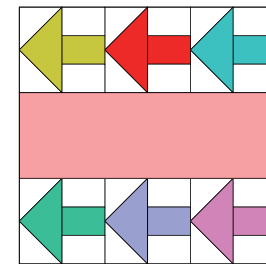
No.10




No.11



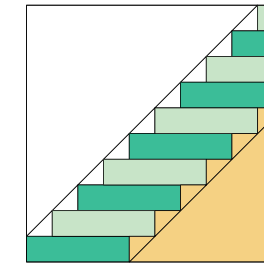
No.12



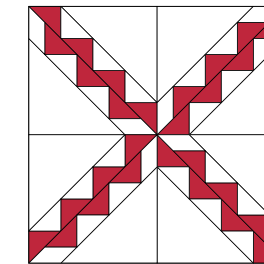
No.13



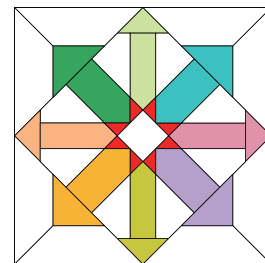
No.14



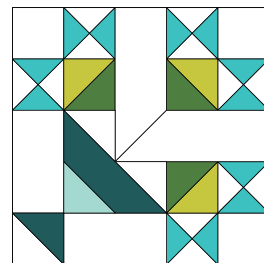
No.15




No.16



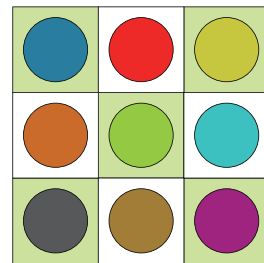
No.17



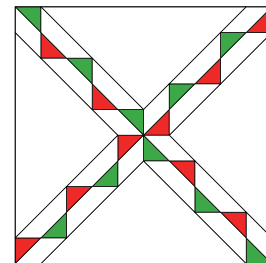
No.18



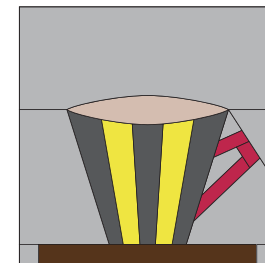
No.19




No.20



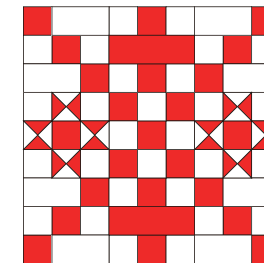
No.21



No.22




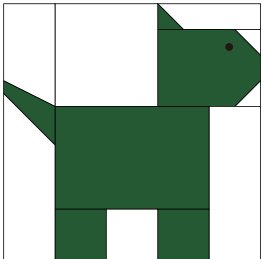
No.23




XF5326-001


**Piecework and Stitch**  
Formen und Stich  
Travail   la pi e et point  
Stukwerk en steek  
Cucito e ricamo  
Trabajo por pieza y puntada  
П чворк и стежка  
ピースワークとステッチ


No.24 

No.25 

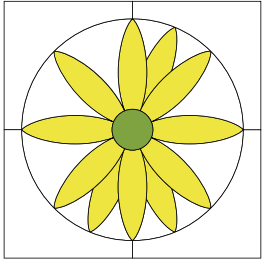
No.26 


**Appliqu  and Stitch**  
Applikation und Stich  
Appliqu  et point  
Applicatie en steek  
Appliqu  e ricamo  
Apliche y puntada  
Аппликация и стежка  
Аппликация и стежка

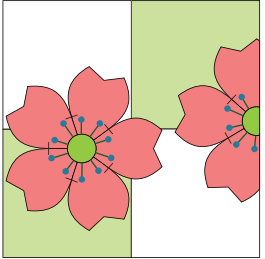
No.38 

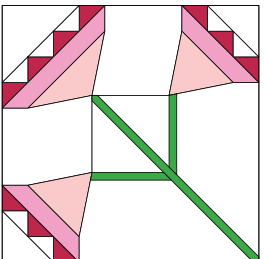
No.39 


**Piecework and Appliqu **  
Formen und Applikation  
Pi e de travail et appliqu   
Stukwerk en applicatie  
Cucito e appliqu   
Trabajo por pieza y apliche  
П чворк и аппликация  
ピースワークとアппликация


No.27 


No.28 


No.29 


No.30 

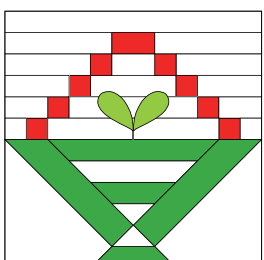
No.31 

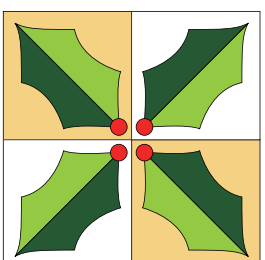
No.32 


No.33 


No.34 


No.35 


No.36 


No.37 

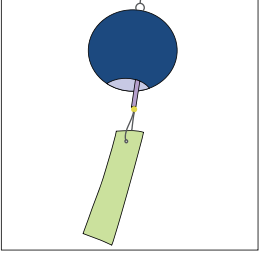
No.40 

No.41 


No.42 


No.43 


No.44 


No.45 


**Appliqu **  
Applikation  
Appliqu   
Applicatie  
Appliqu   
Apliche  
Аппликация  
Аппликация


No.46 


No.47 


No.48 


No.49 

No.50 

No.51 

No.52 

No.53 

No.54 

No.55 