

No.3

EN Pattern List
DE Musterliste
FR Liste de motifs

NL Lijst patronen
IT Elenco disegni
ES Lista de patrones

PT Lista de desenhos
RU Перечень рисунков
JA 模様一覧

Designed by pigpong.
Entworfen von pigpong.
Créé par pigpong.
Ontwikkeld door pigpong.
Realizzati da pigpong.

Diseñados por pigpong.
Desenhado por pigpong.
Автор: дизайнер pigpong.
デザイン：ピポン

No.1 	No.2 	No.3 	No.4 	No.5 	No.6 	No.7 	No.8 	
No.9 	No.10 	No.11 	No.12 	No.13 	No.14 	No.15 		
No.16 	No.17 	No.18 	No.19 	No.20 	No.21 	No.22 		
No.23 	No.24 	No.25 	No.26 	No.27 	No.28 	No.29 	No.30 	No.31
No.32 	No.33 	No.34 	No.35 	No.36 				



No.37



No.38




No.39



No.40



No.41




No.42



No.43



No.44



No.45



No.46



No.47



No.48




No.49



No.50



No.51



No.52



No.53



No.54



No.55




No.56



No.57



No.58



No.59



No.60



No.61



No.62



No.63



No.64



No.65



No.66



No.67




No.68



No.69



No.70



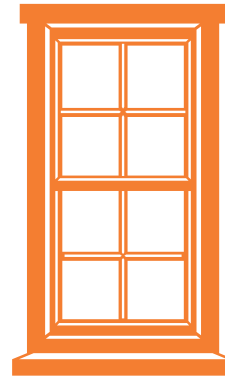
No.71



No.72



No.73



No.74



No.75



EN Depending on the pattern being used, the material may not be cut cleanly, if reducing the size of the pattern. Before making your project, perform trial cutting with the same material.

DE Je nach verwendetem Muster wird das Material möglicherweise nicht sauber geschnitten, wenn das Muster verkleinert wird. Führen Sie vor dem Erstellen Ihres Projekts ein Probeschneiden mit dem gleichen Material durch.

FR Si vous réduisez la taille d'un motif, il est possible que celui-ci ne soit pas coupé parfaitement. Avant de créer votre projet, effectuez un test de découpe sur du matériel de même type que celui utilisé pour votre projet.

NL Afhankelijk van het patroon dat u gebruikt, wordt het materiaal mogelijk niet goed gesneden als u het formaat van het patroon verkleint. Voordat u uw project gaat uitvoeren, moet u proefsneden maken met hetzelfde materiaal.

IT A seconda del disegno utilizzato, il materiale potrebbe non essere tagliato con precisione se si riducono le dimensioni del disegno. Prima di creare il progetto, eseguire un taglio di prova con lo stesso materiale.

ES Dependiendo del patrón que se esté utilizando, es posible que el material no quede bien cortado si se reduce el tamaño del patrón. Antes de empezar el proyecto, realice una prueba de corte con el mismo material.

PT Dependendo do padrão que está sendo usado, o material pode não ser cortado de forma adequada se o tamanho do padrão for reduzido. Antes de elaborar seu projeto, realize um teste de corte com o mesmo material.

RU Для некоторых рисунков при уменьшении размера рисунка вырезание материала может быть выполнено неаккуратно. Перед началом работы с изделием выполните пробное вырезание на таком же материале.

JA カットする模様によって、縮小するときれいにカットできない場合があります。カットを始める前に、作品に使用する素材を使って試し切りをしてください。

Designed by pigpong.
Entworfen von pigpong.
Créé par pigpong.
Ontwikkeld door pigpong.
Realizzati da pigpong.

Diseñados por pigpong.
Deseñado por pigpong.
Автор: дизайнер pigpong.
デザイン: ビボン

1

No.1
 No.18
 No.29
 No.31
 No.68



2

No.28
 No.48
 No.73



3

No.6
 No.37
 No.38
 No.43
 No.48



4

No.3
 No.40
 No.42
 No.45




5

No.6
 No.32
 No.33



6

No.5
 No.7



7

No.13
 No.37
 No.48




8

No.4
 No.40
 No.44
 No.46



9

No.2 No.18
 No.3 No.20
 No.5 No.60



10

No.10 No.14
 No.11 No.69



11

No.12 No.41
 No.40 No.48



12

No.9
 No.14
 No.23
 No.38
 No.39
 No.44
 No.45




13

No.9
 No.15
 No.27




14

No.9
 No.13
 No.15
 No.27



15

No.18
 No.19
 No.31




16

No.16
 No.23



17

No.18
 No.63




18

No.25
 No.27
 No.36
 No.47




19

No.16
 No.17
 No.26



20

No.14
 No.15



21

No.22
 No.24
 No.26
 No.27
 No.47
 No.49



22

No.13
 No.30



23

No.22
No.27
No.72
No.75



24

No.12
No.42
No.48



25

No.4
No.8
No.20
No.38
No.39
No.47



26

No.1
No.29
No.70
No.73



27

No.48
No.72
No.73



28

No.36
No.47



29

No.22
No.45
No.47



30

No.22
No.35
No.45
No.47



31

No.22
No.40



32

No.27
No.36
No.47



33

No.34
No.47



34

No.22
No.34
No.45



35

No.20
No.43
No.48



36

No.50
No.51
No.61
No.75



37

No.50
No.51
No.52
No.53
No.54
No.55
No.56
No.57
No.61



38

No.34
No.47
No.50
No.51
No.52
No.53
No.54
No.55
No.56
No.57
No.61



39

No.22
No.62
No.63



40

No.31
No.45
No.53



41

No.28
No.49



42

No.29 No.34 No.58
No.32 No.35 No.59
No.33 No.36 No.67



43

No.60 No.66
No.64 No.67
No.65



44

No.60
No.61
No.68



45

No.61
No.63



46

No.71
No.74

